

Nederlands

Stompkaarshouder



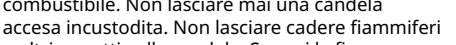
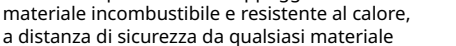
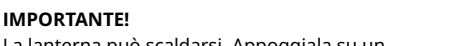
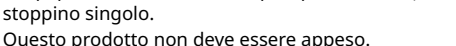
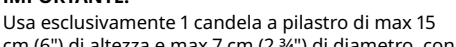


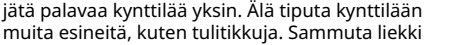
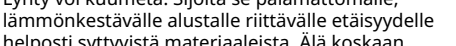
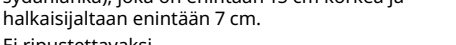
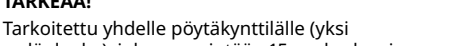
LET OP!

Gebruik slechts 1 stompkaars met 1 pit en een maximale hoogte van 15 cm en een maximale diameter van 7 cm.

Niet ophangen.

LET OP!

De houder kan warm worden. Plaats deze op een vuurvaste, hittebestendige ondergrond en op voldoende afstand van brandbare materialen. Laat een brandende kaars nooit zonder toezicht achter. Zorg dat er geen andere voorwerpen, zoals een lucifer, op de kaars vallen. Doof de vlam met een kaarsendover.



English

Lantern for pillar candle

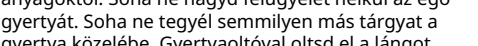
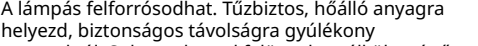
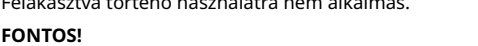
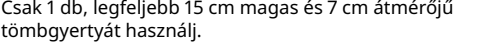

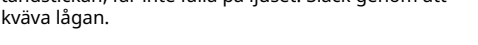
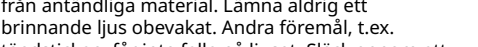
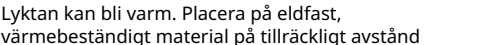
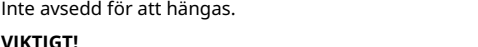
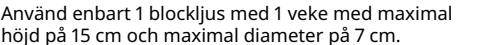

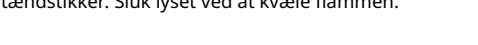
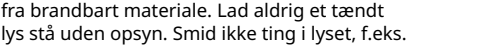
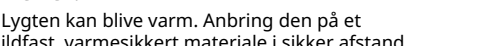
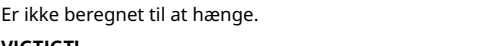
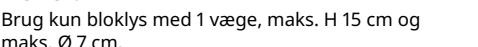

IMPORTANT!

Use only 1 single wick pillar candle with a maximum height of 15 cm (6") and a maximum diameter of 7 cm (2 ¾").

Not intended for hanging.

IMPORTANT!

The lantern can get hot. Place it on a fireproof, heat-resistant material, a safe distance away from combustible materials. Never leave a lit candle unattended. Do not drop any objects, incl. matches, on the candle. Extinguish by snuffing out the flame.



Deutsch

Laterne für Blockkerze

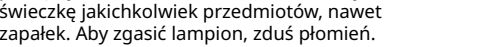
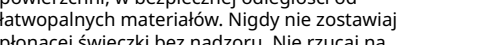
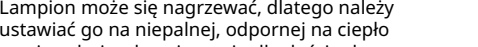
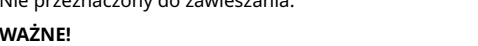
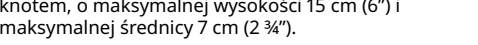
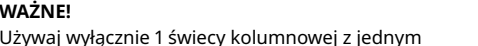
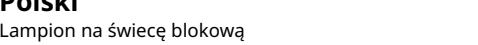

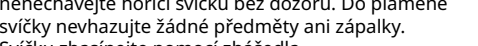
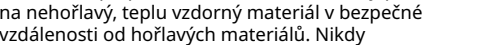
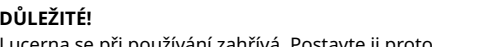
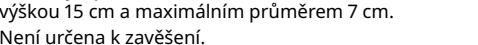
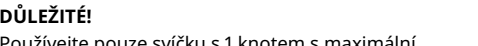
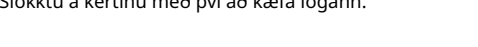
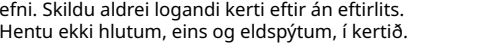
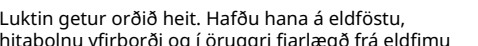
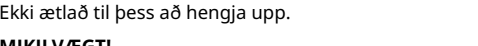
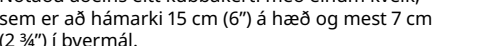
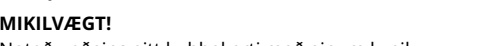

WICHTIG!

Nur 1 Blockkerze mit 1 Docht bis max. 15 cm Höhe und max. 7 cm Ø benutzen.

Nicht zum Aufhängen geeignet.

ACHTUNG!

Die Laterne kann heiß werden. Stelle sie auf eine feuerfeste, hitzebeständige Oberfläche in einem sicheren Abstand zu entflammbaren Materialien. Brennende Kerzen immer im Blickfeld behalten. Keine Gegenstände, z. B. Streichhölzer, auf die Kerze fallen lassen. Die Flamme mit einem Kerzenlöscher löschen.



Français

Lanterne pour bougie bloc

IMPORTANT !

Utiliser uniquement 1 bougie bloc d'une hauteur maximum de 15 cm (6") et d'un diamètre maximum de 7 cm (2 ¾").

A poser, ne pas suspendre.

IMPORTANT !

Le photophore peut devenir très chaud. Placez-le sur un support résistant à la chaleur et non combustible, loin de tout matériau inflammable. Ne jamais laisser une bougie allumée sans surveillance. Ne jamais rien laisser tomber sur la bougie, même des allumettes. Etouffer la flamme pour l'éteindre.

